

ТОВ ІПК "ПОЛТАВАЗЕРНОПРОДУКТ"

# LIMITED LIABILITY COMPANY "INVESTMENT-INDUSTRIAL COMPANY "POLTAVAZERNOPRODUCT"

✓ не перебуває в процесі припинення



Included in the group ?

"Astarta "


[Share dossier](#)


Мої нотатки






Lists 0


## Foreign economic activities\*

**Important.** These data can be obtained automatically directly to your accounting system. [Find out more](#)

### Operations with separate jurisdictions

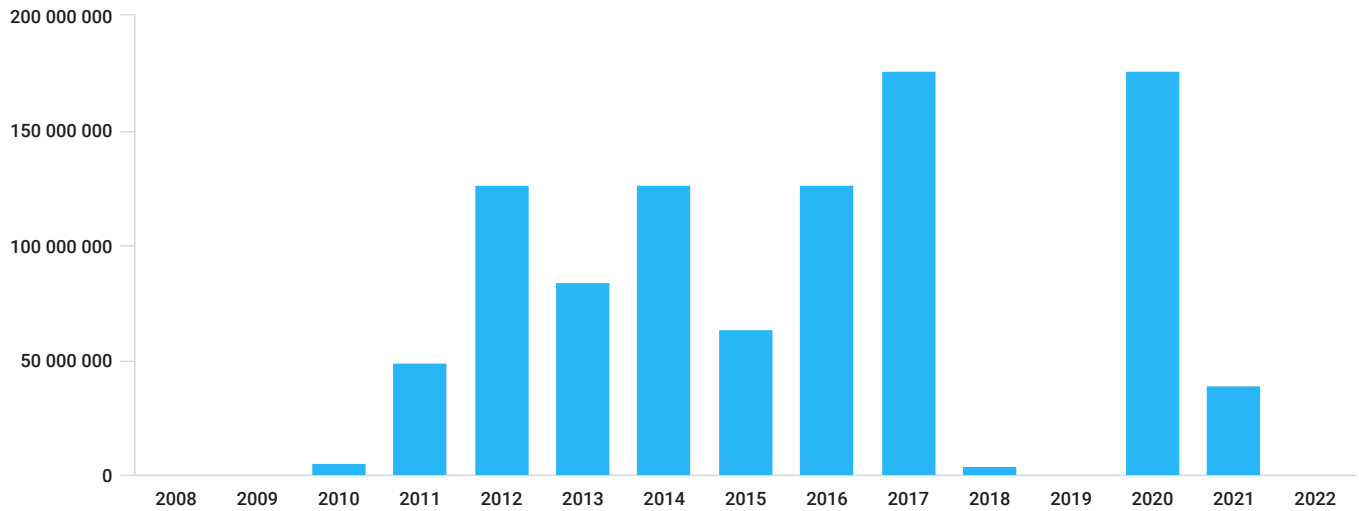


| Country  | Year of operations                       | Is on the list of the so-called offshore zones | Is on the list of countries under sanctions |   |
|--|--|--|---|---|
| <br>Kyrgyz Republic | 2014, 2015                               | Included                                       | Not included                                | ▼ |
| <br>Cyprus          | 2012, 2013, 2014, 2015, 2016, 2017, 2020 | Included                                       | Not included                                | ▼ |
| <br>Moldova         | 2016                                     | Included                                       | Included                                    | ▼ |

| Country   | Year of operations | Is on the list of the so-called offshore zones | Is on the list of countries under sanctions |
|---|--------------------|--|---|
| <br>russian federation | 2016               | Included                                       | Included                                    |

## Exports


### EXPORT REVENUES



## Geography, export

EXPORT REVENUES IN 2021 Y.

2021 2020 2018 2017 2016




| Country        | EXPORT REVENUES         | Contractors (quantity) | Operations (quantity) |
|----------------|-------------------------|------------------------|-----------------------|
| NOT DETERMINED | 35 000 000 - 40 000 000 | up to 3                | 5 - 10                |

### TOP-10 contractors, export



EXPORT REVENUES BY COMPANIES IN 2021 Y.

2021 2020 2018 2017 2016

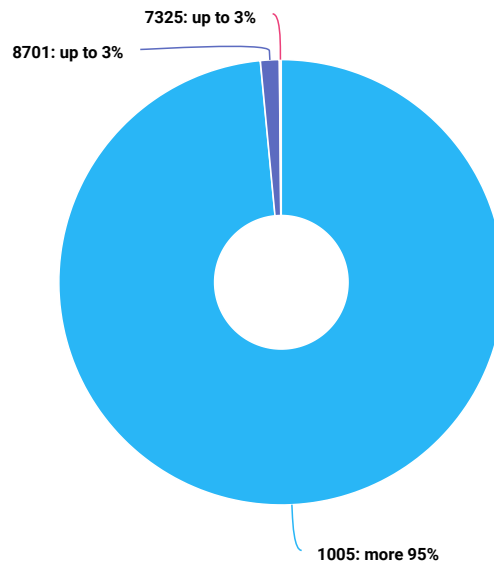


| Contractors                                  | EXPORT REVENUES         | Operations (quantity) |
|--|-------------------------|-----------------------|
| Company 1<br>TRADING COUNTRY: NOT DETERMINED | 35 000 000 - 40 000 000 | 5 - 10                |
| Company 2<br>TRADING COUNTRY: NOT DETERMINED | 550 000 - 600 000       | up to 3               |

### Categories of goods, export

EXPORT REVENUES IN 2021 Y.

2021 2020 2018 2017 2016

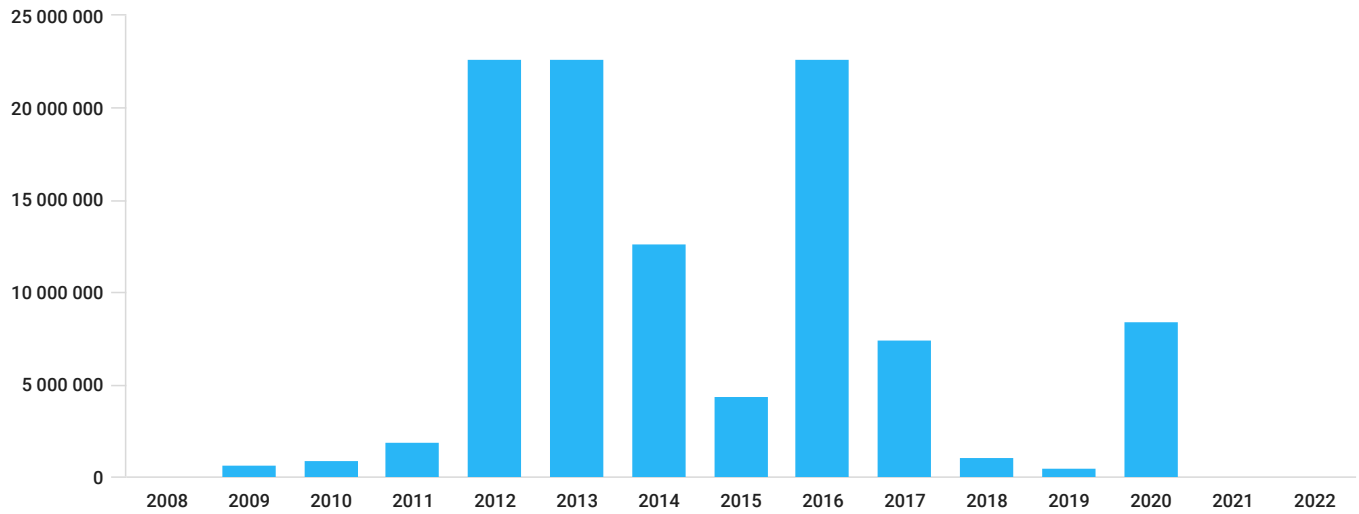


| Ukrainian classification of commodities involved in FEA | Description                                    | EXPORT REVENUES, UAH.   |
|---|--|-------------------------|
| 1005  | Maize (corn)                                   | 35 000 000 - 40 000 000 |
| 8701  | Tractors (other than tractors of heading 8709) | 500 000 - 550 000       |
| 7325  | Other cast articles of iron or steel           | up to 100 000           |

## Imports



IMPORTS




## Geography, import



IMPORTS IN 2020 Y.

2020 2019 2018 2017 2016



USA: more 95%


| Country | Imports, UAH.         | Contractors (quantity) | Operations (quantity) |
|---------|-----------------------|------------------------|-----------------------|
| USA     | 8 000 000 - 8 500 000 | up to 3                | 3 - 5                 |

### TOP-10 contractors, import



IMPORTS BY COMPANIES IN 2020 Y.

2020 2019 2018 2017 2016



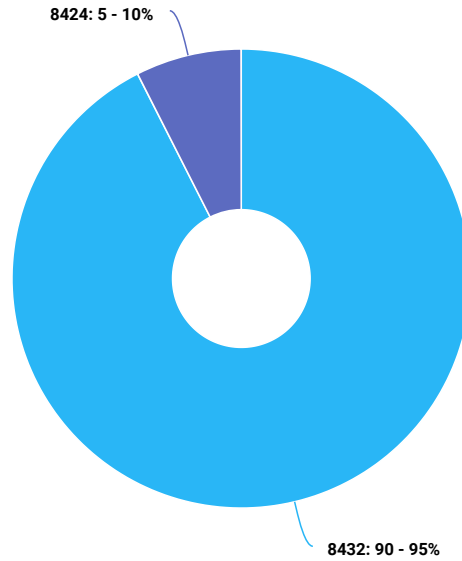
| Contractors                       | Imports, UAH.         | Operations (quantity) |
|-----------------------------------|-----------------------|-----------------------|
| Company 1<br>TRADING COUNTRY: USA | 8 000 000 - 8 500 000 | 3 - 5                 |

### Categories of goods, import



IMPORTS IN 2020 Y.

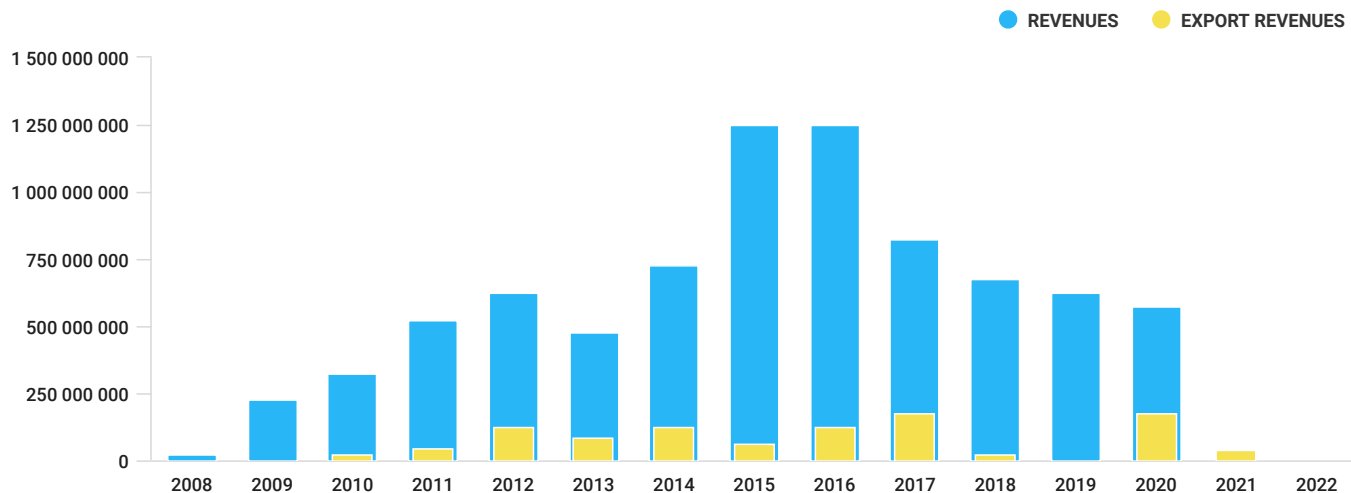
2020 2019 2018 2017 2016



| Ukrainian classification of commodities involved in FEA | Description   | Imports, UAH.         |
|---|---|-----------------------|
| 8432  | Agricultural, horticultural or forestry machinery for soil preparation or cultivation; lawn or sports-ground rollers  | 7 500 000 - 8 000 000 |
| 8424  | Mechanical appliances (whether or not hand-operated) for projecting, dispersing or spraying liquids or powders; fire extinguishers, whether or not charged; spray guns and similar appliances; steam or sandblasting machines and similar jet projecting machines | 600 000 - 650 000     |

**Income, UAH**





This analytical indicator shows the share of funds earned as a result of carrying out foreign economic activity in the revenues.

This diagram shows the level of contractor's dependence on the economic situation in the country and risks associated with the termination of export and import operations.

#### \* Note for users!

Analytical information of the "Foreign economic activity" section of the YOUCONTROL System is only advisory. The formation of this data, the streamlining and arrangement of its components, as well as the construction of functional links between it and/or databases (compilations) created on its basis, and/or other data is the result of the work of the special software.

Analytical information of the "Foreign economic activity" section does not replace the existing official information, does not establish any facts or circumstances of legal significance, and cannot be used as expert, auditing, and other official conclusions.

The use of this data by any persons for making managerial, legal, financial, organizational, and any other decisions, actions (or inaction) is carried out by them solely at its discretion, and YOUCONTROL LLC is not responsible for their consequences.